

# IFS most seen failures country related information



looking back at  
**2015**



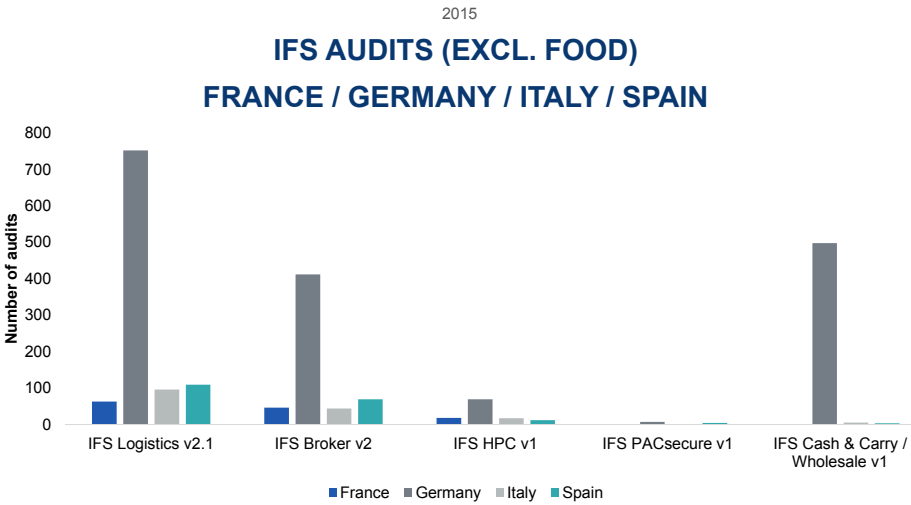
The calculation for the introduced charts in this brochure was done as follows:

The amount of scorings for the requirement was divided by the total amount of scorings of the country, i.e. the relative weighting of the requirement was formed. Similarly, the amount of scorings for the same requirement within the group was divided by the total amount of scorings of the respective group.

The following charts and information are based on IFS Food audits. The information related to other standards are specifically marked.

France, Germany, Italy and Spain are the countries with the highest amount of IFS Food audits. Other standards are represented as well in this group. Also events and conferences are hosted in these countries on a regular basis, as well as road shows for specific standards. Every country has a national IFS working group.

Auditor and industry trainings are available in all languages in this group and calibration trainings are conducted frequently.



NOTES

---

---

---

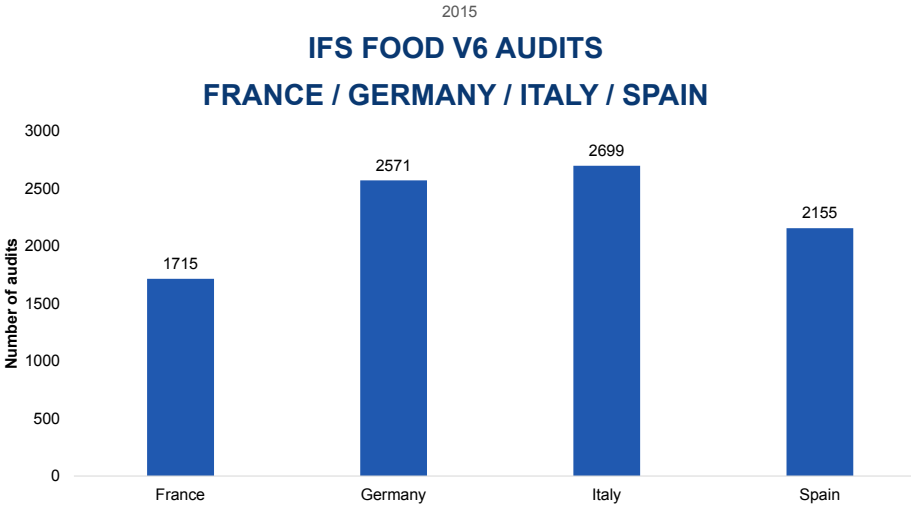
---

---

---

---

---



NOTES

---

---

---

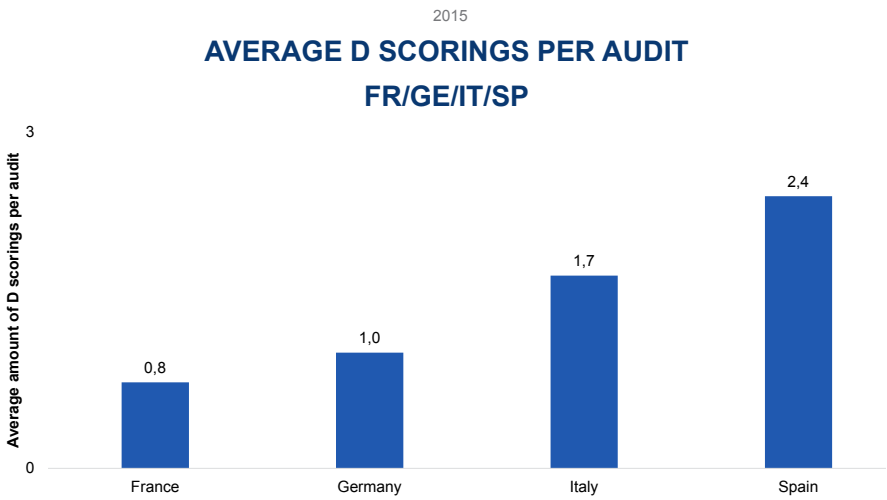
---

---

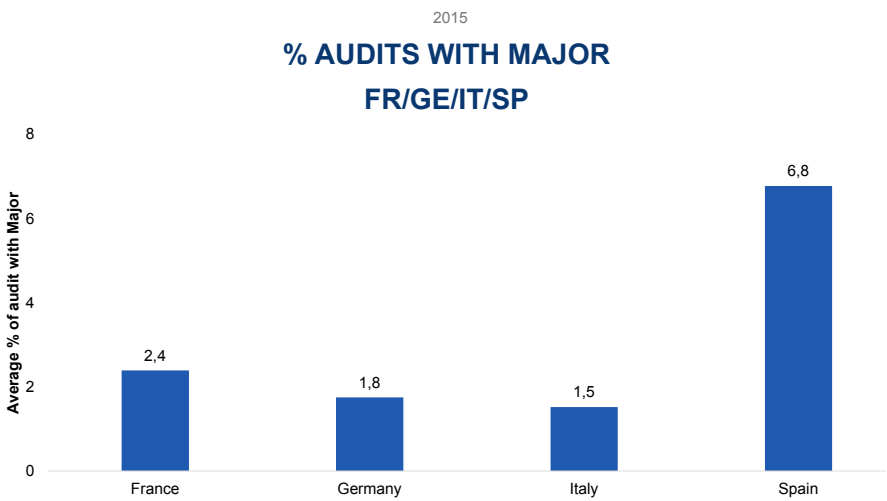
---

---

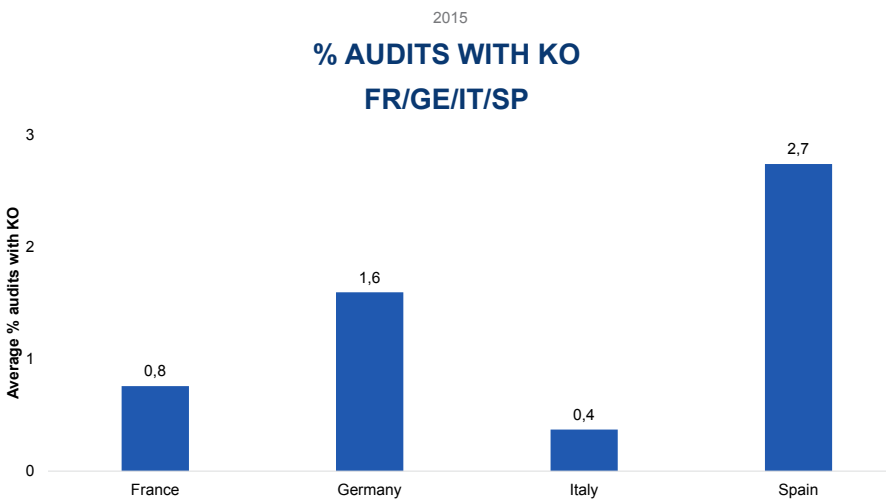
---



NOTES



NOTES



NOTES

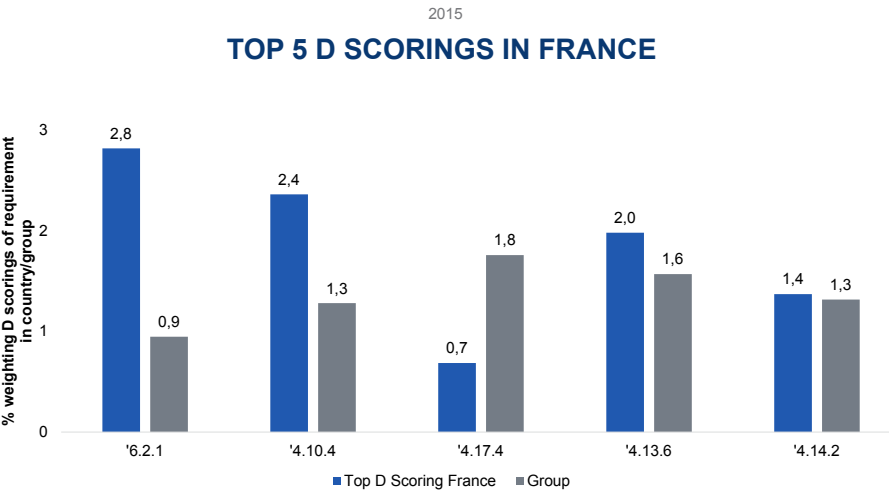


In France, there are 21 listed certification bodies. In 2015, 1715 IFS Food audits were performed with 249 French speaking auditors. This translates to a 5.8% increase in audits compared to 2014.

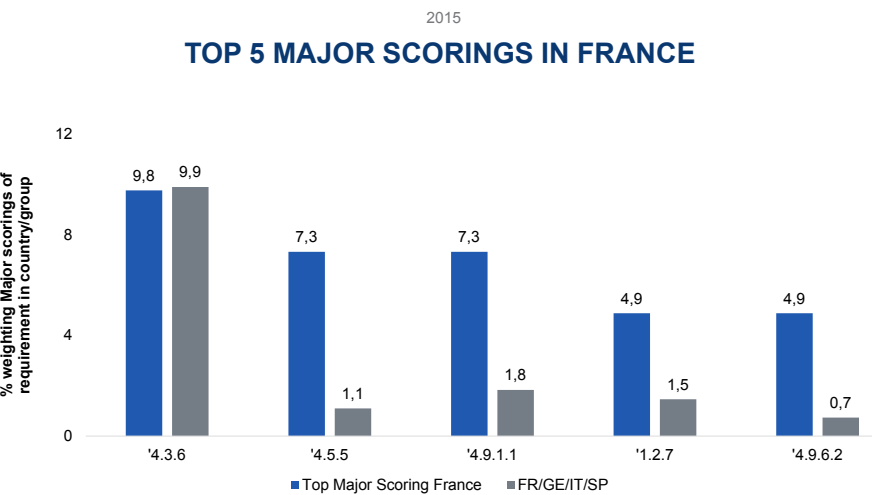
Furthermore, there were 63 IFS Logistics audits (+17.5%), 46 IFS Broker audits (+0%) and 18 IFS HPC audits (+20%) performed in 2015. (% compared to 2014)

An IFS office is located in Paris.

Auditor and industry trainings are available in French and several IFS events were hosted in France in 2015.



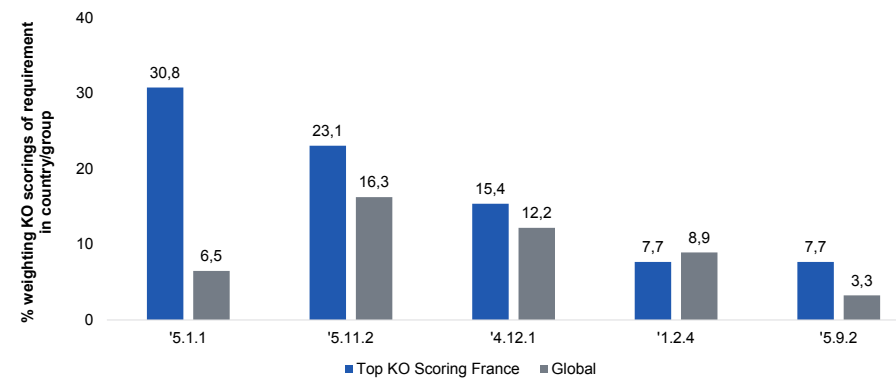
NOTES



NOTES

2015

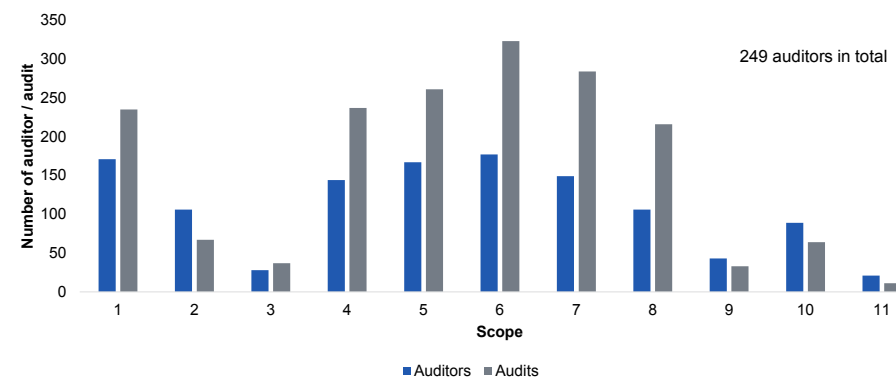
### KO SCORINGS IN FRANCE



NOTES

2015

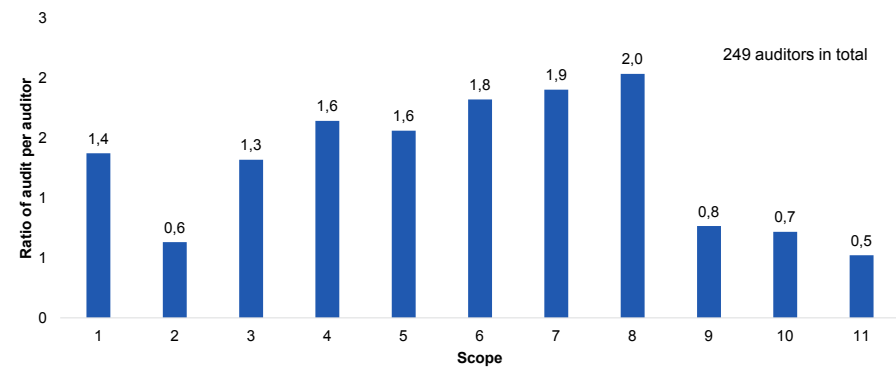
### AUDITORS AND AUDITS PER SCOPE FRANCE



NOTES

2015

### AUDITS PER AUDITOR AND SCOPE FRANCE



NOTES

In Germany, there are 28 listed certification bodies. In 2015, 2571 IFS Food audits were performed with 352 German speaking auditors.

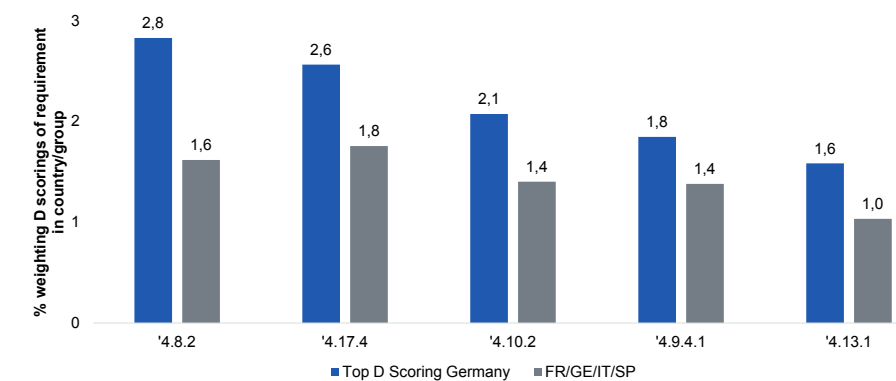
Furthermore, there were 752 IFS Logistics audits (+11%), 412 IFS Broker audits (+10.5%), 69 IFS HPC audits (+13.1 %), 7 IFS PACsecure audits (no increase) and 498 IFS Cash & Carry / Wholesale audits (no increase) performed in 2015. (% compared to 2014)

An IFS office is located in Berlin.

Auditor and industry trainings are available in German and several IFS events were hosted in Germany in 2015.

2015

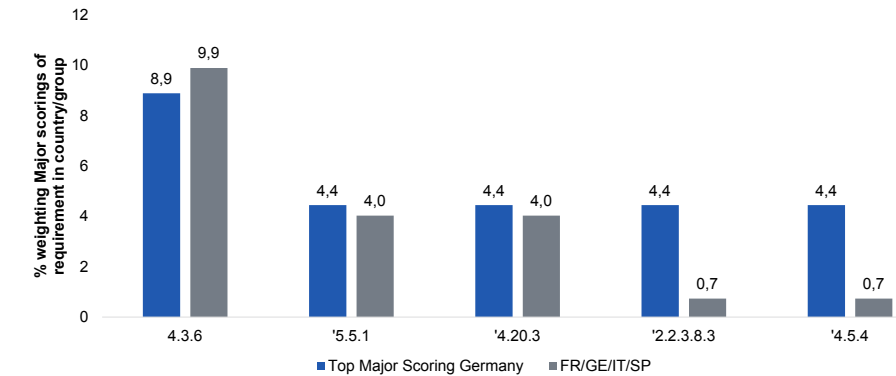
### TOP 5 D SCORINGS



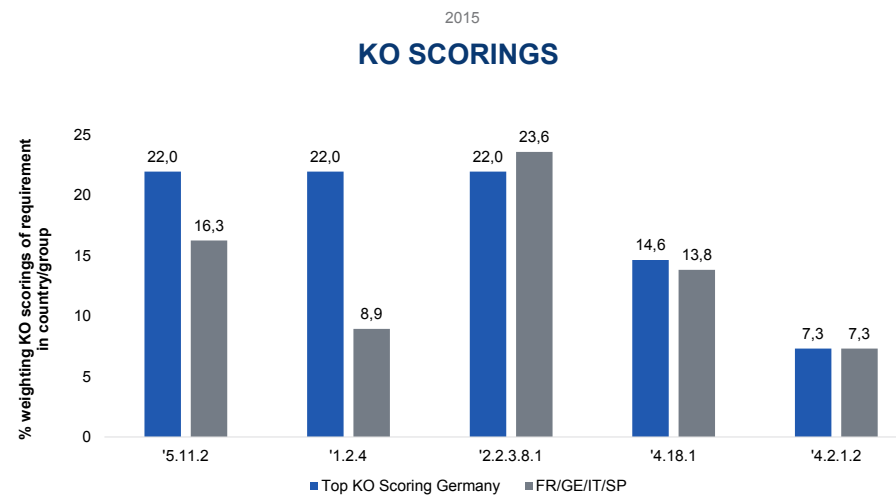
NOTES

2015

### TOP 5 MAJOR SCORINGS



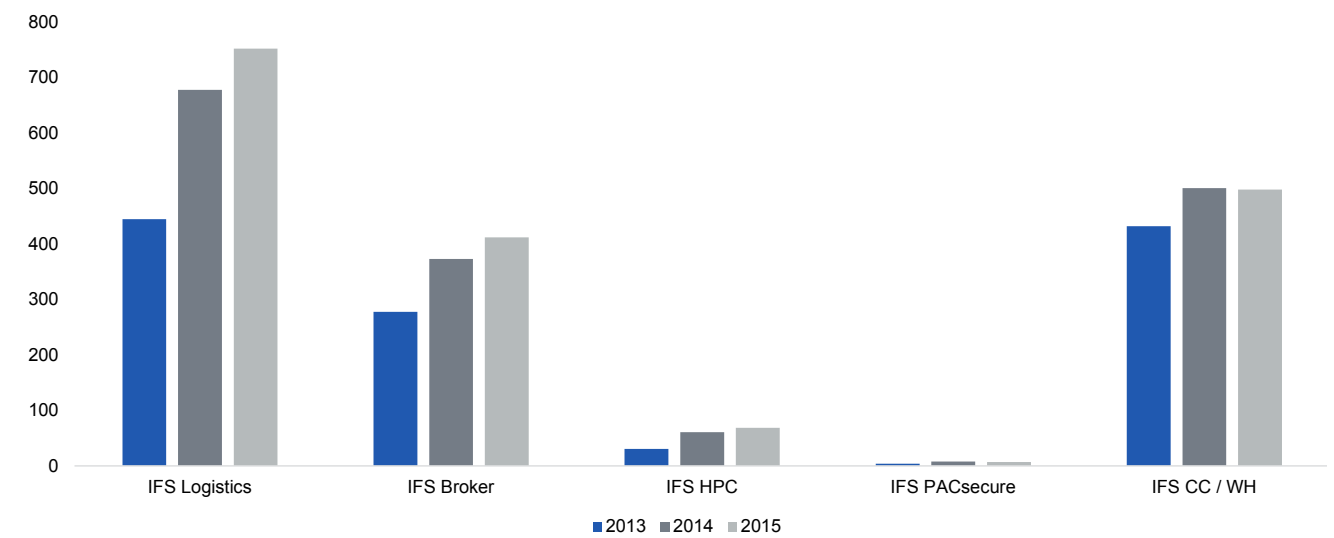
NOTES



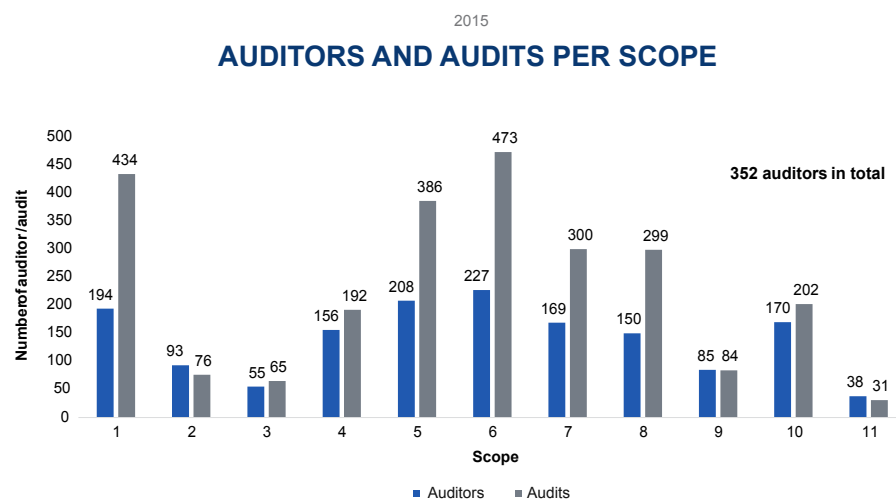
NOTES

2013 - 2015

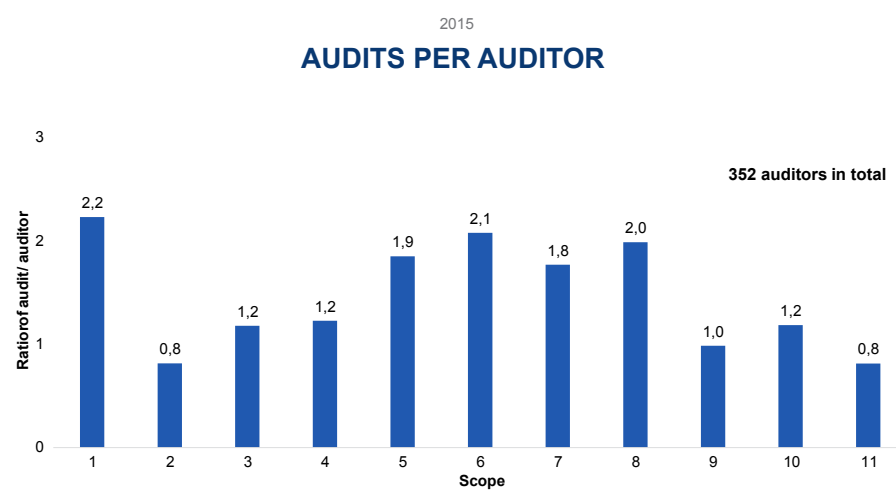
### IFS STANDARD AUDITS (EXCL. FOOD)



NOTES



NOTES



NOTES



## ITALY

In Italy, there are 20 listed certification bodies. In 2015, 2699 IFS Food audits were performed with 166 Italian speaking auditors. This translates to an increase of 10.1 % compared to 2014.

Furthermore, there were 96 IFS Logistics audits (+37.1%), 44 IFS Broker audits (+76%), 17 IFS HPC audits (+21.4%) and 5 IFS Cash & Carry / Wholesale audits (no increase) performed in 2015. (% compared to 2014)

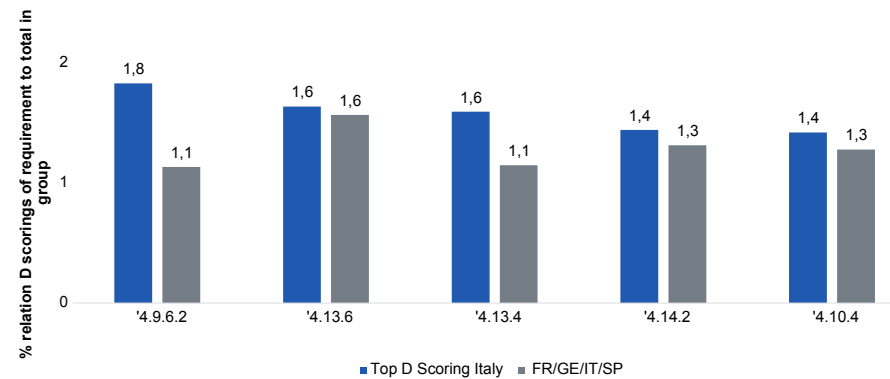
An IFS office is located in Milan.

Auditor and industry trainings are available in Italian, several IFS events were hosted in Italy in 2015.



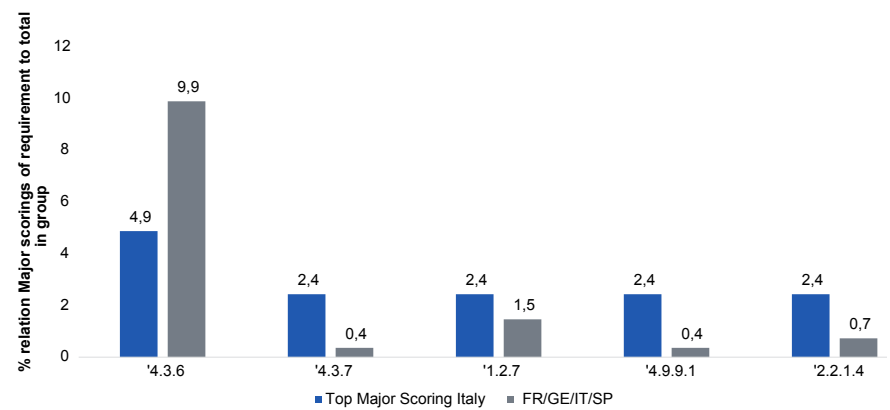
## ITALY

### 2015 D SCORINGS IN ITALY



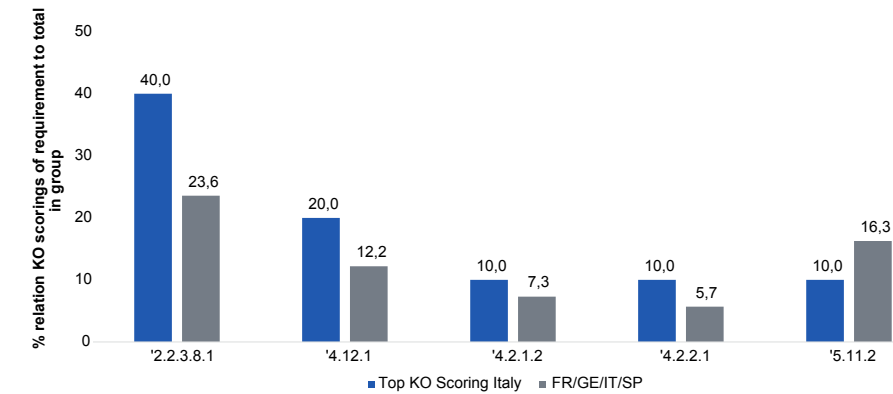
NOTES

### 2015 MAJOR SCORINGS IN ITALY



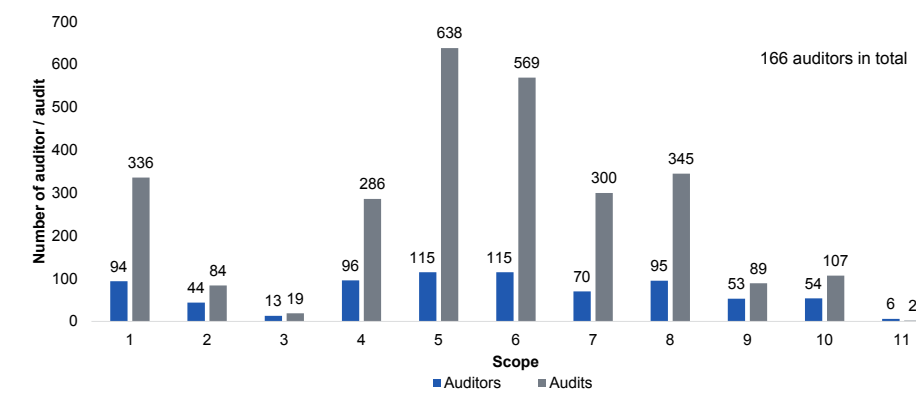
NOTES

### 2015 KO SCORINGS IN ITALY



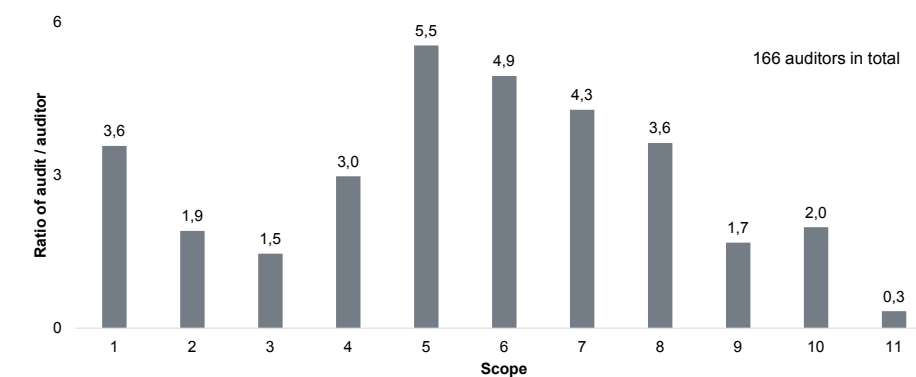
NOTES

### 2015 AUDITORS AND AUDITS PER SCOPE ITALY



NOTES

### 2015 AUDITS PER AUDITOR ITALY



NOTES



# SPAIN

In Spain, there are 25 listed certification bodies. In 2015, 2155 IFS Food audits were performed with 213 Spanish speaking auditors. This translates to an increase of 8.5 % compared to 2014.

Furthermore, there were 110 IFS Logistics audits (+189%), 69 IFS Broker audits (+43.8%), 12 IFS HPC audits (+50%), 4 IFS PACsecure audits (300%) and 3 IFS Cash & Carry/Wholesale audits (no increase) performed in 2015. (% compared to 2014)

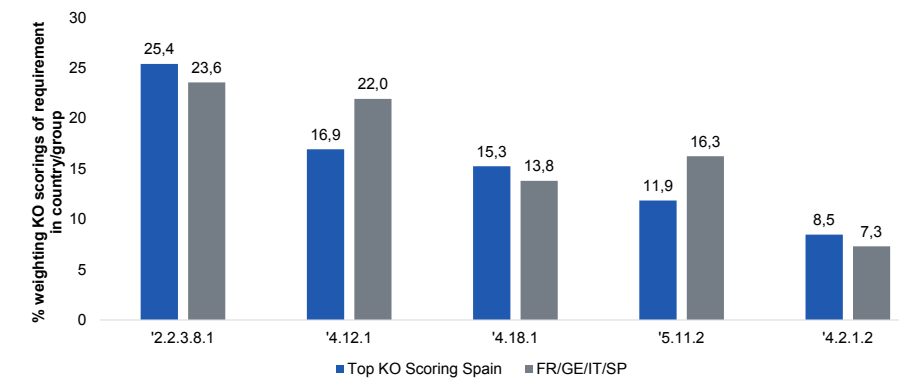
In 2015, several events were organized in Spain including road shows.



# SPAIN

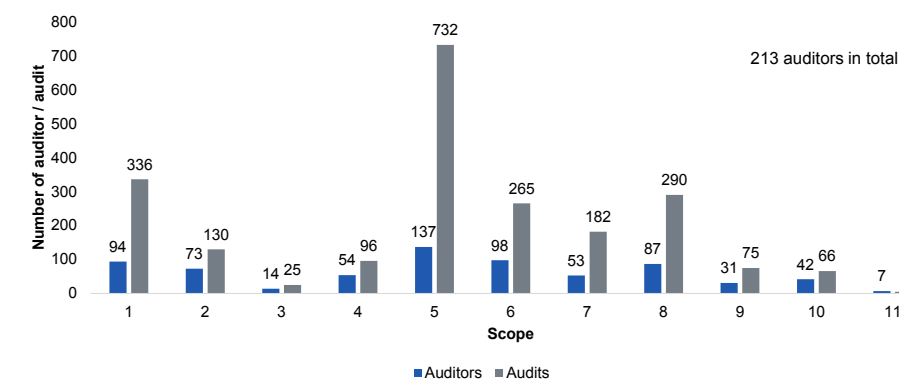
NOTES

## 2015 KO SCORINGS



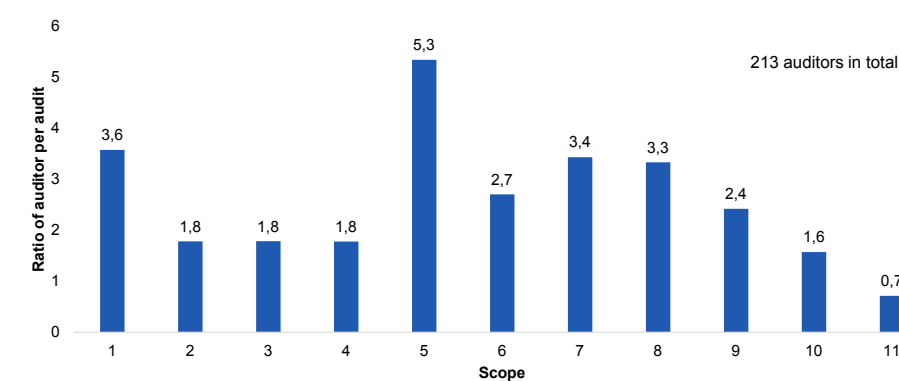
NOTES

## 2015 AUDITORS AND AUDITS PER SCOPE

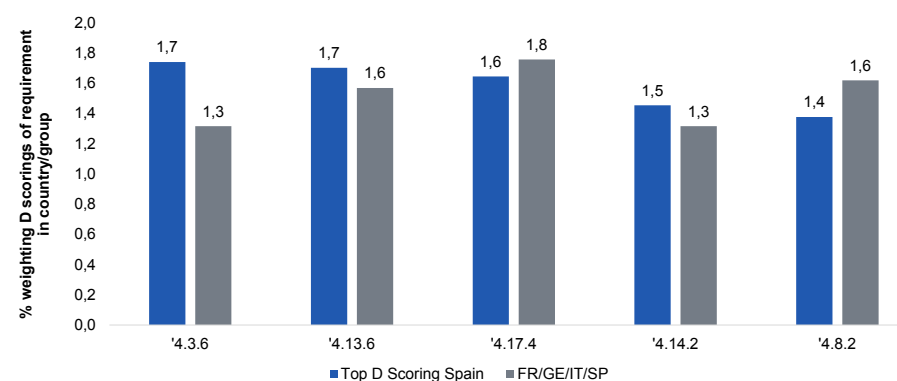


NOTES

## 2015 AUDITS PER AUDITOR

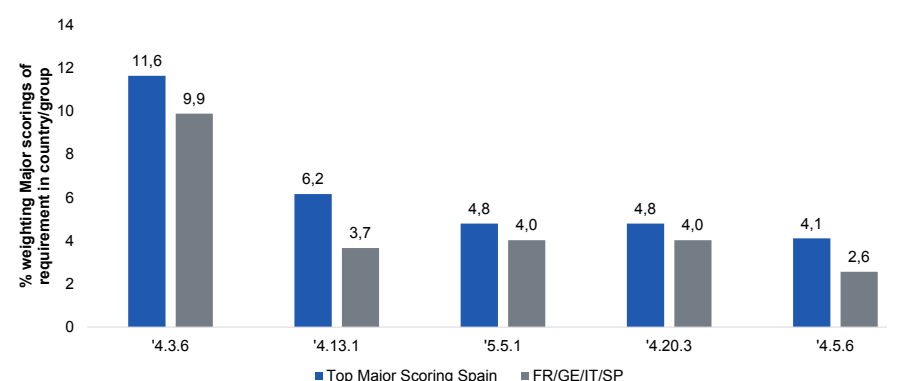


## 2015 TOP 5 D SCORINGS



NOTES

## 2015 TOP 5 MAJOR SCORINGS



NOTES

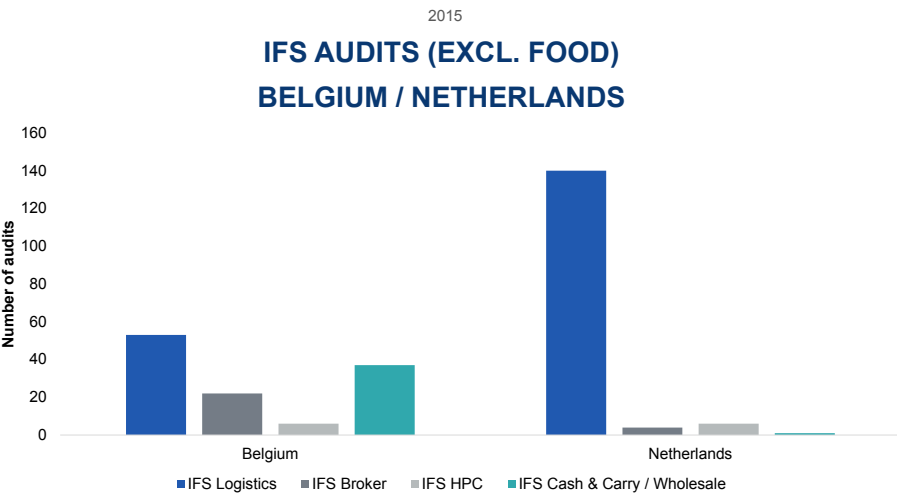


# BELGIUM AND NETHERLANDS

Belgium and the Netherlands are two countries in which a high amount of IFS audits, especially IFS Food and IFS Logistics audits, are performed annually. But also other IFS standards are well received and constantly growing in both countries.

Recently, the IFS has been approved by the Dutch national food safety authority NVWA in their risk assessment, which again shows the strong position of IFS in the country.

English calibration trainings are available in the Netherlands.



NOTES

---

---

---

---

---

---

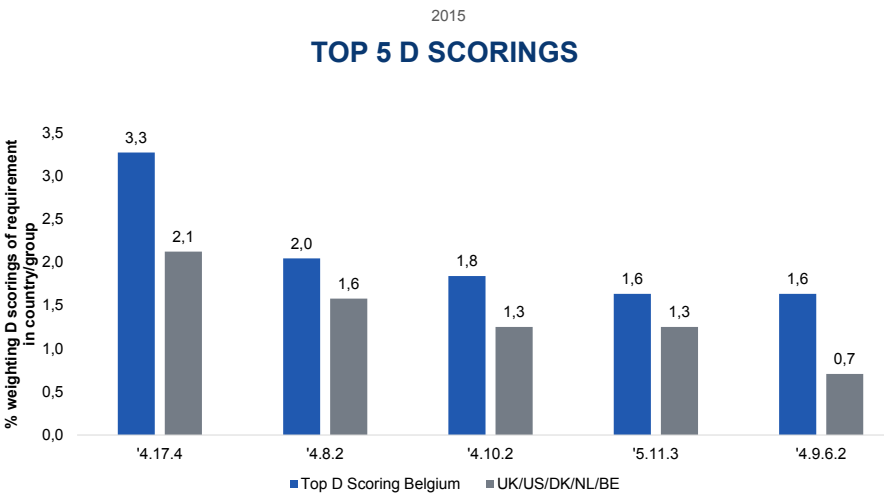
---

---

# BELGIUM

In Belgium, there are 7 listed certification bodies. In 2015, 511 IFS Food audits were performed with 18 French, Dutch and German speaking auditors (located in Belgium). This translates to an increase of 5.3 % compared to 2014.

Furthermore, there were 53 IFS Logistics audits (+10.4%), 22 IFS Broker audits (no increase), 6 IFS HPC audits (+100%) and 37 IFS Cash & Carry / Wholesale audits (+19.3 %) performed in 2015. (% compared to 2014)



NOTES

---

---

---

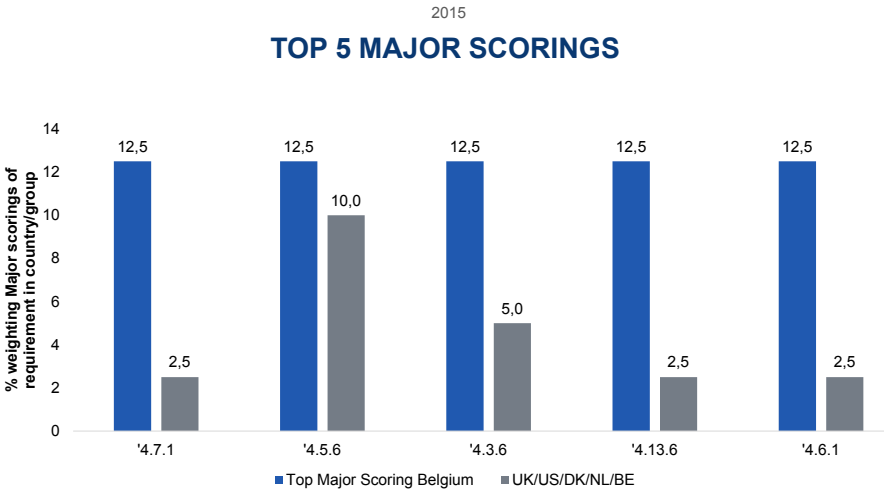
---

---

---

---

---



NOTES

---

---

---

---

---

---

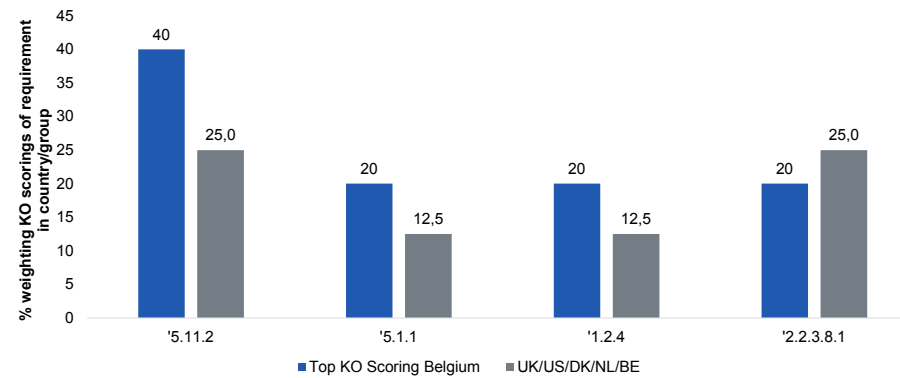
---

---



2015

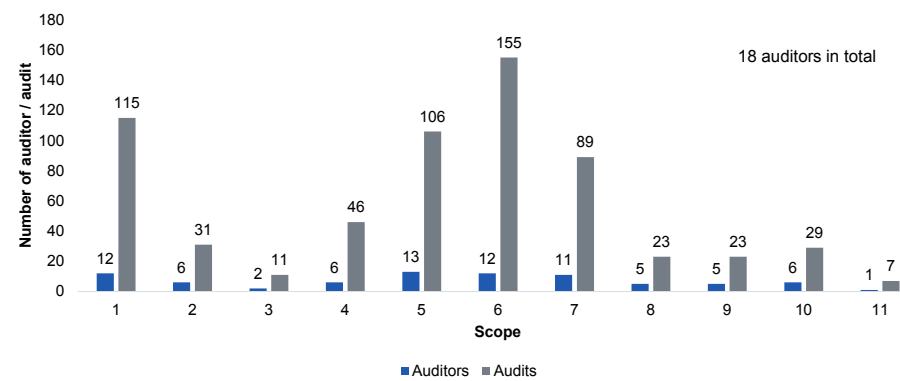
### KO SCORINGS



NOTES

2015

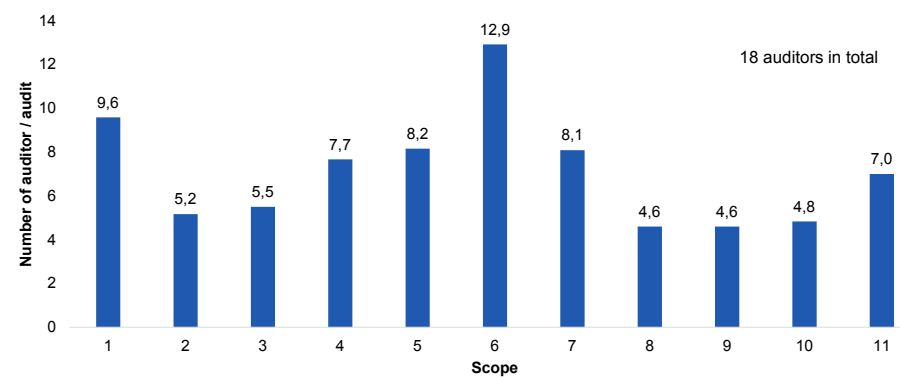
### AUDITORS AND AUDITS PER SCOPE



NOTES

2015

### AUDITS PER AUDITOR PER SCOPE



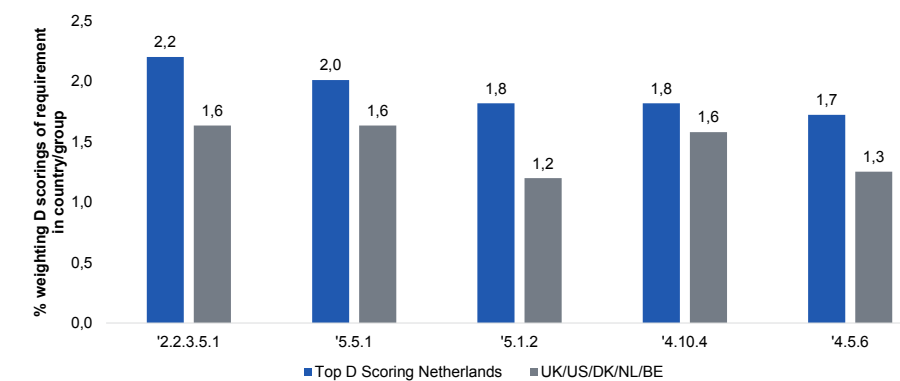
NOTES

In the Netherlands, there are 9 listed certification bodies. In 2015, 739 IFS Food audits were performed with 79 Dutch speaking auditors. This translates to an increase of 9.6 % compared to 2014.

Furthermore, there were 140 IFS Logistics audits (+53.9%), 6 IFS HPC audits (+20 %) and 1 IFS Cash & Carry / Wholesale audit performed in 2015. (% compared to 2014)

2015

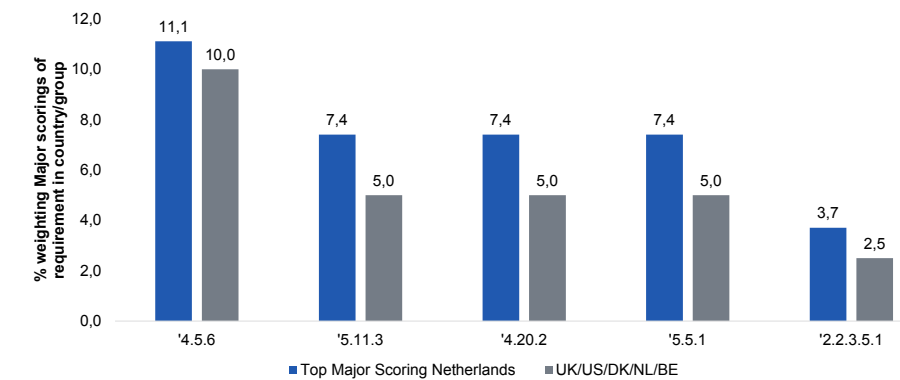
### TOP 5 D SCORINGS



NOTES

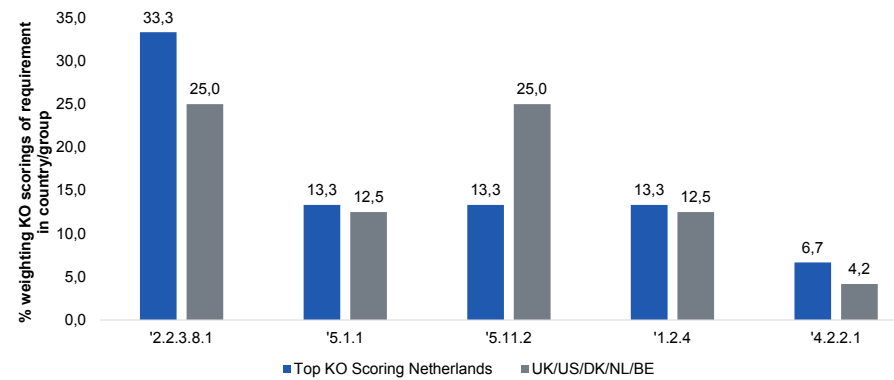
2015

### TOP 5 MAJOR SCORINGS



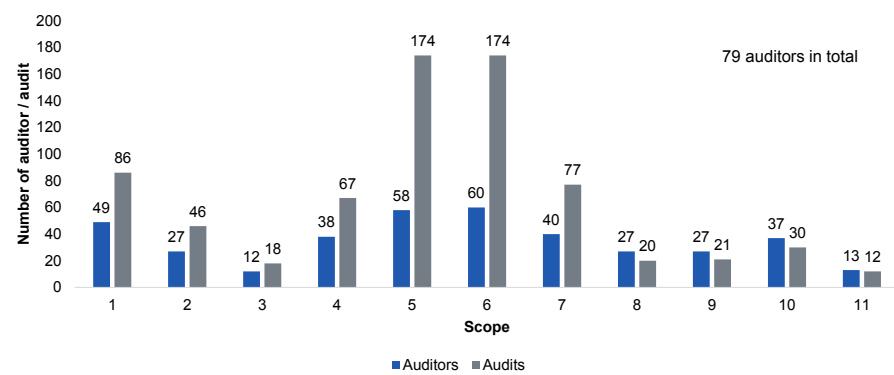
NOTES

2015  
**KO SCORINGS**



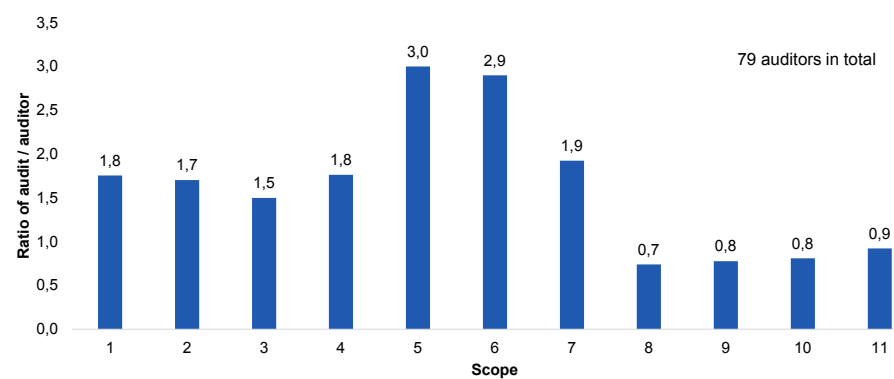
NOTES

2015  
**AUDITORS AND AUDITS PER SCOPE**



NOTES

2015  
**AUDITS PER AUDITOR PER SCOPE**



NOTES

## UNITED KINGDOM | UNITED STATES | DENMARK

Although not geographically connected, the countries in this group are potential markets for the IFS in which certain standards are already growing.

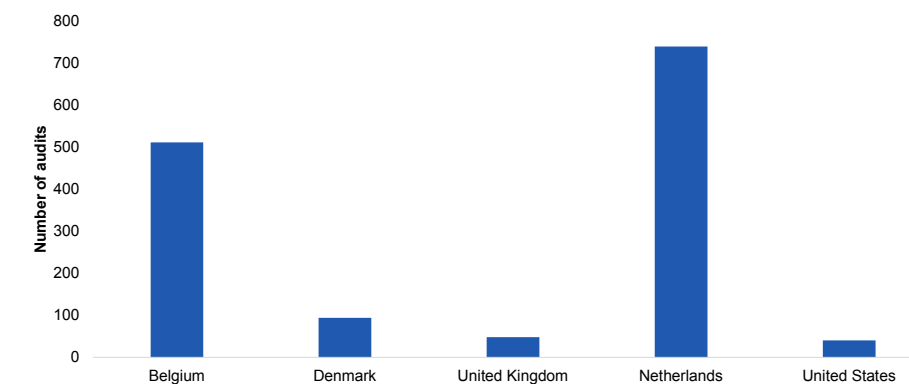
For US certification bodies, the IFS will organize a separate conference in 2017.

2015  
**IFS AUDITS (EXCL. FOOD)  
DK / UK / US**

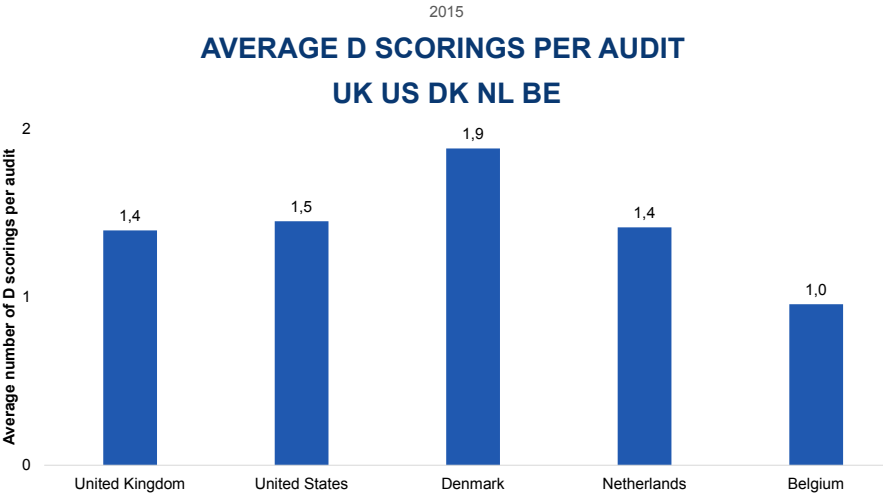


NOTES

2015  
**IFS FOOD V6 AUDITS**



NOTES



NOTES

---

---

---

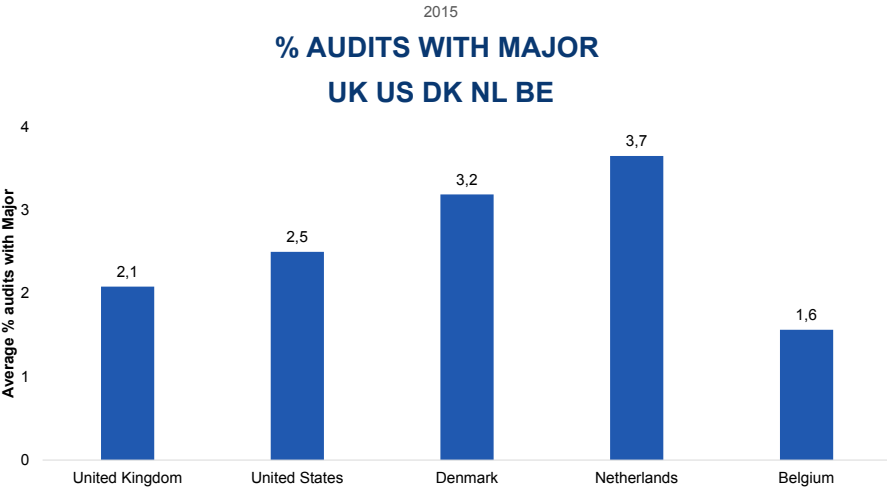
---

---

---

---

---



NOTES

---

---

---

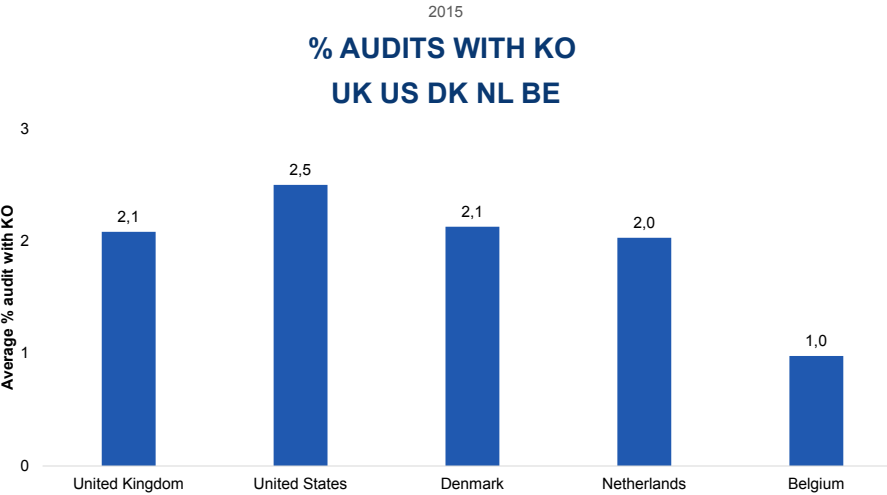
---

---

---

---

---



NOTES

---

---

---

---

---

---

---

---



DENMARK

In Denmark, there are 4 IFS listed certification bodies. In 2015, 94 IFS Food audits were performed with 11 auditors. This translates to an increase of 6.8% compared to 2014.

Furthermore, there were 10 IFS Logistics audits (+42.9%), 5 IFS Broker audits (+66.7%) and 2 IFS HPC audits (no increase). (% compared to 2014)

D Requirement	Top D Scoring	Group
'2.2.3.8.4	4	14
'4.14.2	4	24
'4.4.4	4	14
'2.2.3.4	4	10
'2.2.3.5.1	4	30

Major Requirement	Top Major Scoring	Group
'2.2.3.3	1	1
'4.8.2	1	1
'2.2.3.7	1	1
	0	0
	0	0

KO Requirement	Top KO Scoring	Group
'4.18.1	1	2
'4.12.1	1	1
	0	0
	0	0
	0	0

NOTES

---

---

---

---

---

---

---

---



UNITED KINGDOM

In UK, there are 7 approved certification bodies. In 2015, 48 IFS Food audits were performed with 4 auditors located in the UK (771 English speaking auditors in total). This translates to an increase of 4.3 % compared to 2014.

Furthermore, there were 4 IFS Broker audits (no increase) and 1 IFS HPC audits (no increase). (% compared to 2014)

D Requirement	Top D Scoring	Group
'4.17.4	6	39
'6.2.1	3	18
'1.2.9	2	9
'4.8.2	2	29
'4.7.2	2	4

Major Requirement	Top Major Scoring	Group
'4.9.4.2	1	1
	0	0
	0	0
	0	0
	0	0

KO Requirement	Top KO Scoring	Group
'5.11.2	1	6
	0	0
	0	0
	0	0
	0	0

NOTES

---

---

---

---

---

---

---

---



There was one major requirement scored with a major ('1.4.1) and one KO requirement scored with a KO ('5.11.2).

D Requirement	Top D Scoring	Group
'5.1.5	3	10
'4.10.4	3	29
'2.2.3.10	2	13
'4.5.3	2	9
'2.2.3.6.2	2	17

## CENTRAL AND EASTERN EUROPE

In 2016, conferences and different stakeholder days, were held in CEE to spread awareness about the topic of food safety and the IFS standards. The events were well received and more will follow.



---

---

---

---

---

---



---

---

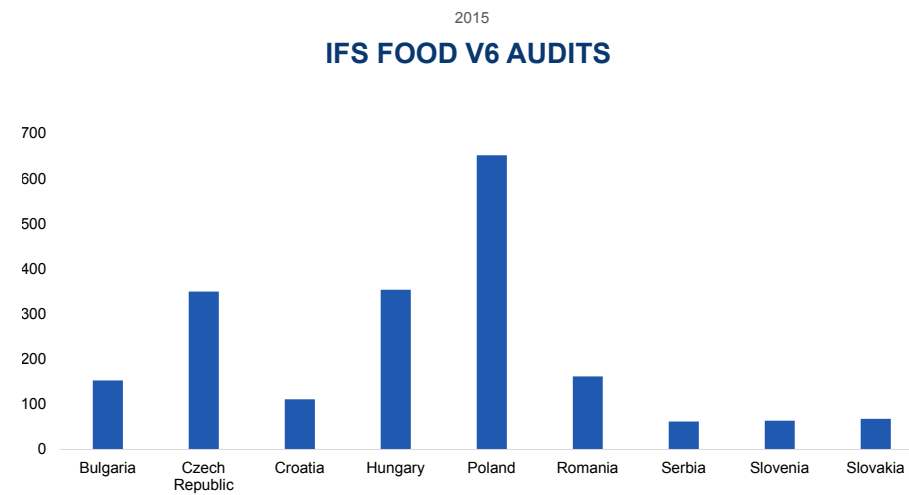
---

---

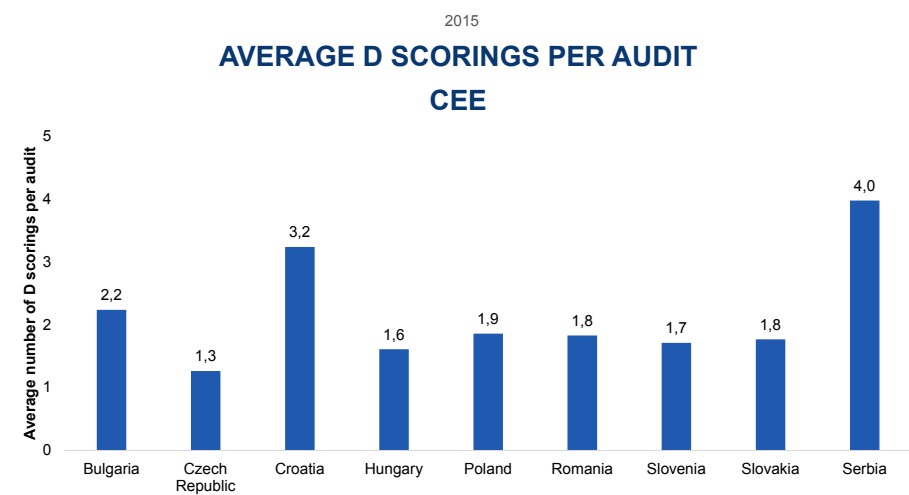
---

---

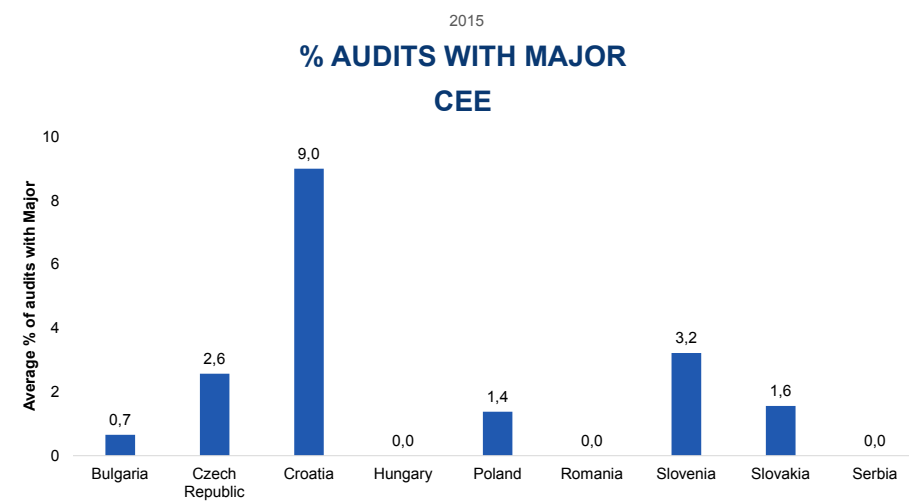
## CENTRAL AND EASTERN EUROPE



## NOTES

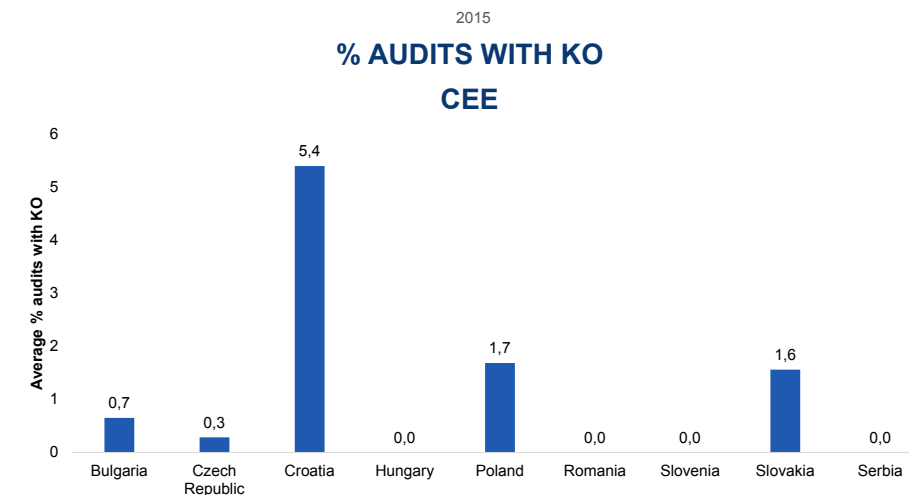


## NOTES



## NOTES

## CENTRAL AND EASTERN EUROPE



## NOTES



## POLAND

In Poland, there are 15 listed certification bodies. In 2015, 652 IFS Food audits were performed with 49 Polish speaking auditors. This translates to an increase of 7.2% compared to 2014.

Furthermore, there were 52 IFS Logistics audits (+23.8%), 5 IFS Broker audits (+66.7%) and 10 IFS HPC audits (+10%) performed in 2015.

An IFS representative is located in Warsaw.

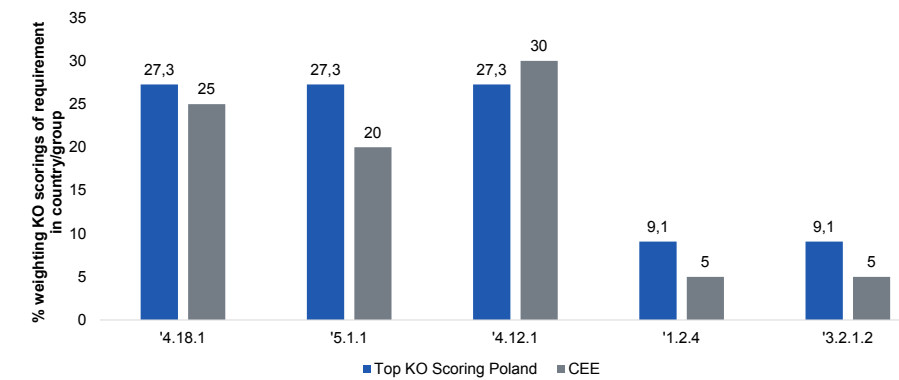
IFS calibration trainings are held in Polish in Poland. In 2017 further auditor trainings will be organized in Polish.

## POLAND



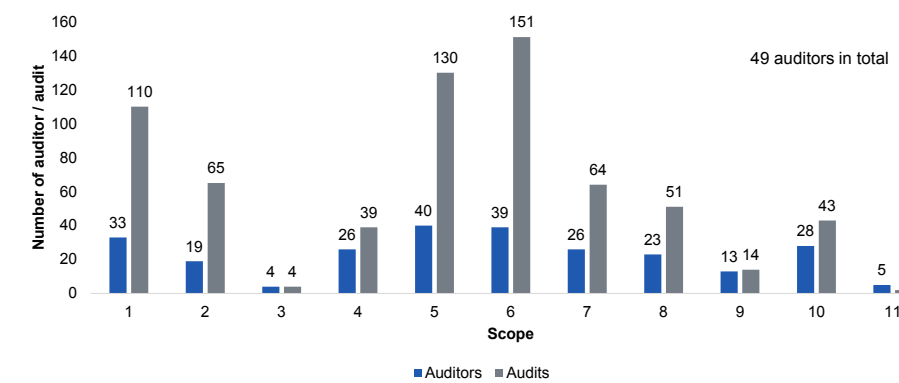
NOTES

### 2015 KO SCORINGS



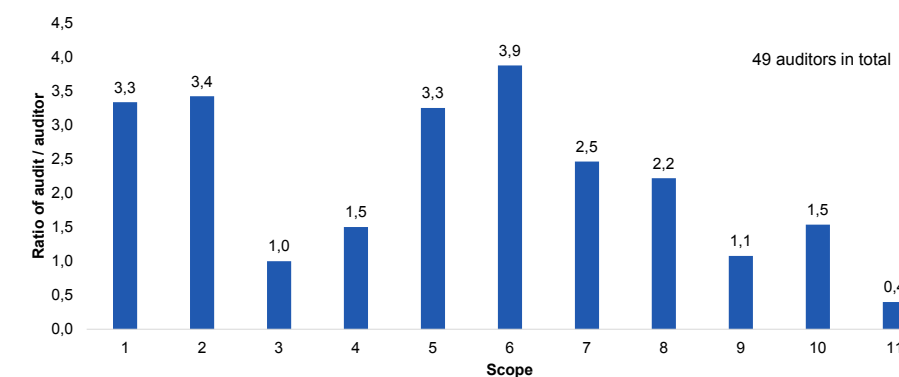
NOTES

### 2015 AUDITORS AND AUDITS PER SCOPE

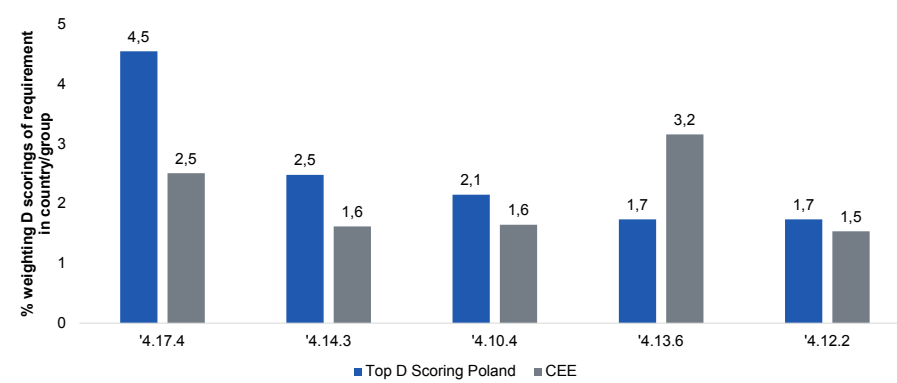


NOTES

### 2015 AUDITS PER AUDITOR

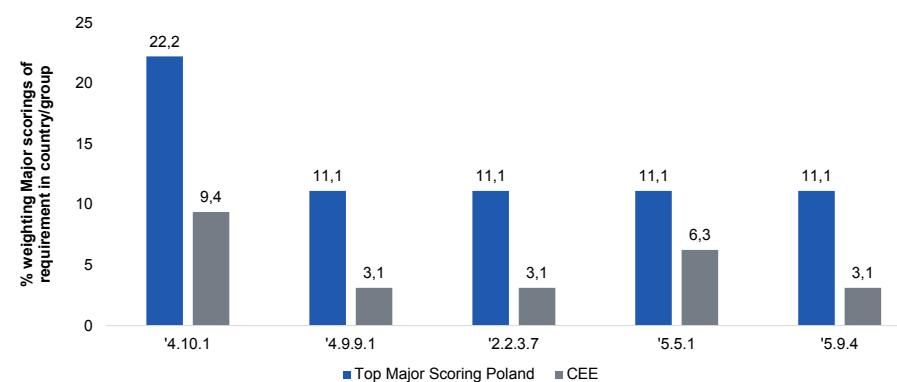


### 2015 TOP 5 D SCORINGS



NOTES

### 2015 TOP 5 MAJOR SCORINGS



NOTES



## BULGARIA

In Bulgaria, there are 7 listed certification bodies. In 2015, 153 IFS Food audits were performed with 14 Bulgarian speaking auditors. This translates to an increase of 5.5 % compared to 2014.

Furthermore, there were 6 IFS Logistics audits (+50%), 2 IFS Broker audits (no increase), and 12 IFS Cash & Carry/Wholesale audits (no increase) performed in 2015. (% compared to 2014)

D Requirement	Top D Scoring	Group
'4.13.6	13	117
'5.9.4	9	40
'6.3.2	9	55
'5.11.3	8	42
'4.10.4	8	61

Major Requirement	Top Major Scoring	Group
'4.13.1	1	6
	0	0
	0	0
	0	0
	0	0

KO Requirement	Top KO Scoring	Group
'4.18.1	1	5
	0	0
	0	0
	0	0
	0	0

NOTES

---

---

---



## CZECH REPUBLIC

In the Czech Republic, there are 8 listed certification bodies. In 2015, 350 IFS Food audits were performed with 14 Czech speaking auditors. This translates to an increase of 6.1 % compared to 2014.

Furthermore, there were 46 IFS Logistics audits (no increase), 2 IFS Broker audits (none in 2014), 6 IFS HPC audits (+20%) and 12 IFS Cash & Carry/Wholesale audits (no increase) performed in 2015. (% compared to 2014)

D Requirement	Top D Scoring	Group
'4.20.2	15	29
'4.14.3	9	60
'4.9.4.1	9	38
'4.5.6	8	22
'4.9.3.1	8	34

Major Requirement	Top Major Scoring	Group
'4.13.1	4	6
'4.3.6	2	2
'4.4.1	1	5
'4.10.1	1	3
'4.14.2	1	3

KO Requirement	Top KO Scoring	Group
'4.18.1	1	5
	0	0
	0	0
	0	0
	0	0

NOTES

---

---

---



## CROATIA

In Croatia, there are 6 listed certification bodies. In 2015, 111 IFS Food audits were performed with 8 Croatian speaking auditors. This translates to an increase of 46.1 % compared to 2014. Furthermore, there were 13 IFS Logistics audits (+116.7 %) and 1 IFS HPC audit (none in 2014) performed in 2015. (% compared to 2014)

D Requirement	Top D Scoring	Group
'4.13.6	15	117
'4.12.8	10	48
'5.5.3	8	34
'4.12.2	7	57
'4.14.3	7	60

Major Requirement	Top Major Scoring	Group
'4.8.2	1	1
'4.20.3	1	1
'5.5.1	1	2
'4.13.4	1	1
'4.5.6	1	1

KO Requirement	Top KO Scoring	Group
'4.12.1	3	6
'2.2.3.8.1	2	2
'5.1.1	1	4
	0	0
	0	0

NOTES

---

---

---



## HUNGARY

In Hungary, there are 9 listed certification bodies. In 2015, 354 IFS Food audits were performed with 28 Hungarian speaking auditors. There was no increase compared to 2014.

Furthermore, there were 16 IFS Logistics audits (+14.3 %) and 10 IFS Broker audits (no increase) performed in 2015. (% compared to 2014)

There were no Majors or KOs scored in IFS Food audits in Hungary.

D Requirement	Top D Scoring	Group
'4.13.6	28	117
'4.5.1	12	20
'4.10.2	10	39
'4.12.2	9	57
'5.5.3	9	34

NOTES

---

---

---



# ROMANIA

In Romania, there are 13 listed certification bodies. In 2015, 162 IFS Food audits were performed with 33 Romanian speaking auditors. This translates to an increase of 16.5 % compared to 2014.

Furthermore, there were 5 IFS Logistics audits (none in 2014) 5 IFS Broker audits (+66.7 %), and 1 IFS HPC audit (none in 2014) performed in 2015. (% compared to 2014)

There were no Majors or KOs scored in IFS Food audits in Romania.

D Requirement	Top D Scoring	Group
'4.13.6	20	117
'5.9.4	10	40
'4.12.9	8	43
'6.1.2	8	53
'6.3.2	7	55

NOTES

---

---

---



# SLOVENIA

In Slovenia, there are 2 listed certification bodies. In 2015, 64 IFS Food audits were performed with 5 Slovenian speaking auditors. This translates to an increase of 12.3 % compared to 2014.

Furthermore, there were 2 IFS Logistics audits (+100%) performed in 2015. (% compared to 2014)

In Slovenia one requirement ('1.2.5) was scored with a Major in IFS Food Audits.

D Requirement	Top D Scoring	Group
'4.13.6	5	117
'5.11.3	4	42
'4.13.4	4	60
'4.10.4	3	61
'4.9.6.2	3	52

NOTES

---

---

---



# SLOVAKIA

In Slovakia, there are 5 listed certification bodies. In 2015, 68 IFS Food audits were performed with 16 Slovakian speaking auditors. There was no increase compared to 2014.

Furthermore, there were 12 IFS Logistics audits (no increase), 1 IFS HPC audit (no increase) and 5 IFS Cash & Carry / Wholesale audits (no increase) performed in 2015. (% compared to 2014)

There was one major requirement scored with a major ('4.14.2) and one KO requirement scored with a KO ('4.2.2.1).

D Requirement	Top D Scoring	Group
'6.3.2	6	55
'4.17.4	5	93
'4.16.2	5	49
'4.10.2	4	39
'3.2.2.6	3	21

NOTES

---

---

---



# SERBIA

In Serbia, there are 3 listed certification bodies. In 2015, 62 IFS Food audits were performed with 8 Serbian speaking auditors. There was no increase compared to 2014.

Furthermore, there were 6 IFS Logistics audits (no increase), 5 IFS Broker audits (+66.7 %) and 1 IFS HPC audit (none in 2014) performed in 2015. (% compared to 2014)

There were no Majors or KOs scored in IFS Food audits in Serbia.

D Requirement	Top D Scoring	Group
'4.13.6	8	48
'5.2.1	7	60
'4.8.1	7	42
'4.18.4	6	117
'4.9.3.1	6	60

NOTES

---

---

---



